

# Accountability Reporting for Community Colleges (ARCC)



**WEST HILLS**  
COMMUNITY COLLEGE DISTRICT

WHCCD Board of Trustees Presentation  
Tuesday, July 26, 2011

# ARCC Indicators

- 1. Student Progress & Achievement Rate**
- 2. Percent of Students Who Earned at Least 30 Units**
- 3. Fall-to-Fall Persistence**
- 4. Vocational Courses Success Rates**
- 5. Basic Skills Completion Rates**
- 6. Basic Skills Improvement Rates**

# Peer Groups

**Note: Peer groups were developed by the CA Chancellor's Office based on "uncontrollable" factors related to each outcome. Therefore, the peer groupings may list some colleges as peers when we customarily would consider them as quite dissimilar.**

**Student Progress & Achievement Rate** - (Means of Predictors = % Age 25+; % Basic Skills; And Bachelor Plus Index) Antelope Valley; Bakersfield; Butte; Cerritos; Chaffey; Citrus; Contra Costa; Cosumnes River; Cuyamaca; Cypress; East L. A.; El Camino; Evergreen Valley; Fresno City; L.A. Harbor; L.A. Mission; L.A. Valley; Long Beach City; Los Medanos; Modesto; Mt. San Antonio; Mt. San Jacinto; Oxnard; Porterville; Reedley; Riverside; San Joaquin Delta; San Jose City; Santiago Canyon; Sequoias, Shasta; Solano; Victor Valley; Yuba

**Percent of Students who Earned at Least 30 Units** - (Means of predictors = Headcount; Average Unit Load; Per Capita Income) Butte; Compton; Copper Mountain; Crafton Hills; Feather River; Imperial Valley; Porterville; Redwoods; Sequoias; Shasta; Yuba

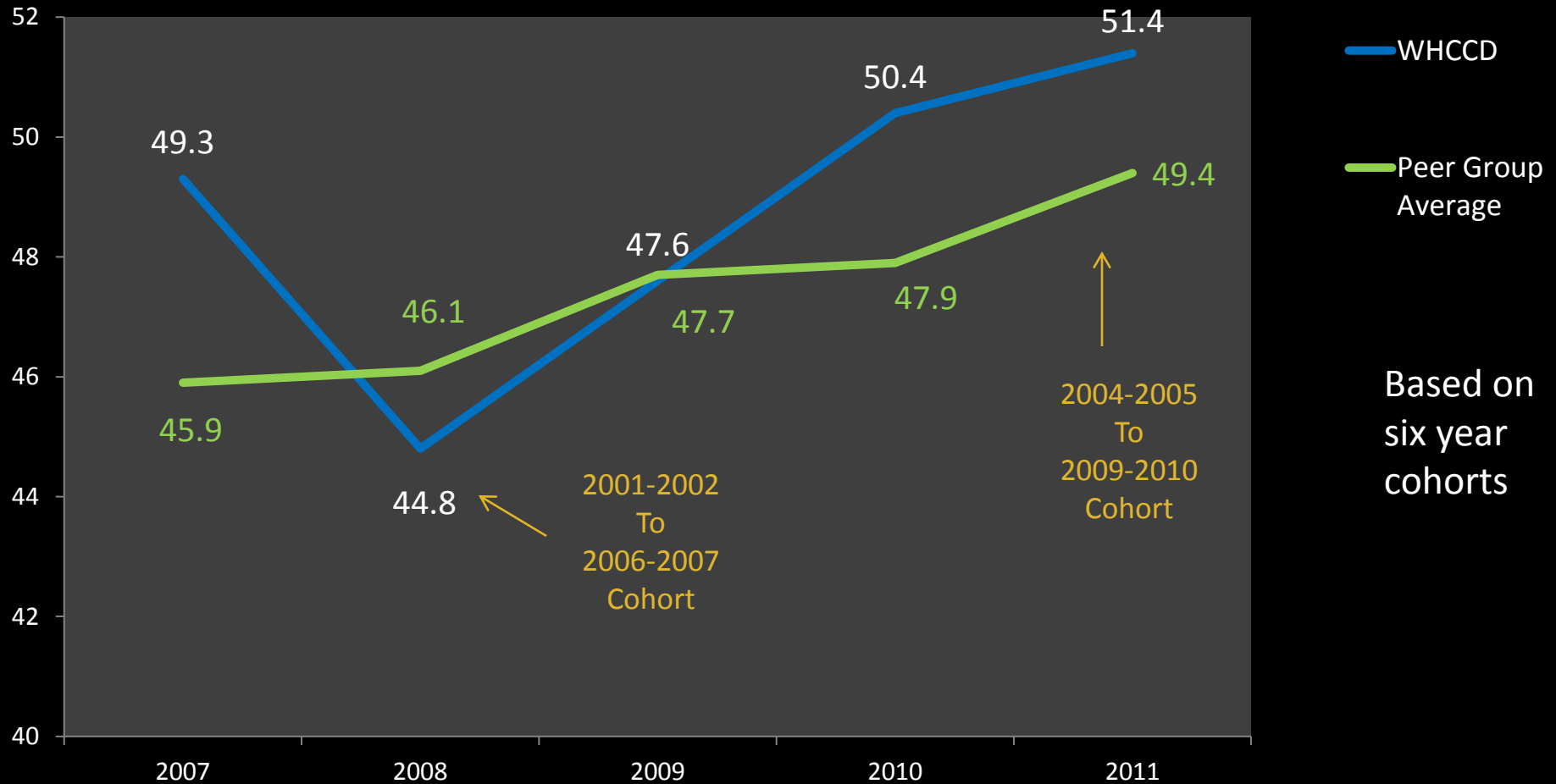
**Fall-to-Fall Persistence** - (Means of predictors = % Age 25+; Headcount; Household Income) Butte; Cabrillo; Chabot; Citrus; Cosumnes River; Crafton Hills; Cuesta; Cypress; Desert; Golden West; Imperial Valley; L.A. Harbor; L.A. Mission; Los Medanos; Mira Costa; Oxnard; Reedley; San Diego Miramar; Santiago Canyon; Sequoias; Shasta; Skyline; Solano; Ventura; Victor Valley; Yuba

**Vocational Courses Success Rates** - (Means of predictors = % Males; % Age 30+; Miles to Nearest UC) Bakersfield; Butte; Cuesta; Imperial Valley; Porterville; Reedley; Sequoias, Shasta

**Basic Skills Completion Rates** - (Means of predictors = Headcount; Nearest CSU; SAT; Math 75<sup>th</sup> Pctl.; Poverty Index) Bakersfield, Butte, Fresno City, Imperial Valley, L.A. City, L.A. Trade-Tech, L.A. Valley, Long Beach City, Merced, Porterville, Reedley, Sacramento City, San Diego City, San Joaquin Delta, Sequoias, Taft

**Basic Skills Improvement Rates** - (Means of predictors = % on Financial Aid; Average Unit Load; Selectivity of Nearest 4 Year) Butte, Copper Mountain, Feather River, Fresno City, Glendale, Merced, Porterville, Redwoods, Reedley, San Joaquin Delta, Sequoias, Siskiyous, Victor Valley, Yuba

# Student Progress & Achievement Rate

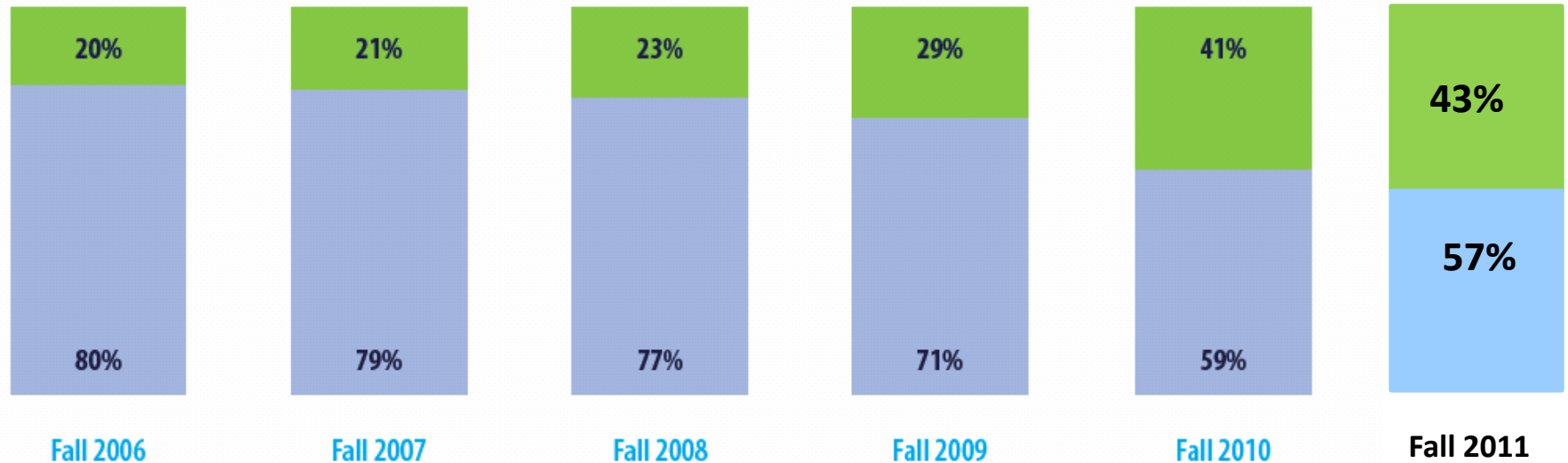


Percent of **first-time students with a minimum of 12 units earned** who attempted a degree/certificate/transfer course within six years and who are shown to have achieved ANY of the following outcomes within six years of entry: **Earned AA/AS or certificate; transferred to a four-year institution; successfully completed both transfer-level math and English courses; student successfully completed 60 UC/CSU transferable units with a GPA  $\geq$  2.0.**

# Improvements in Ed Plan Delivery to Students

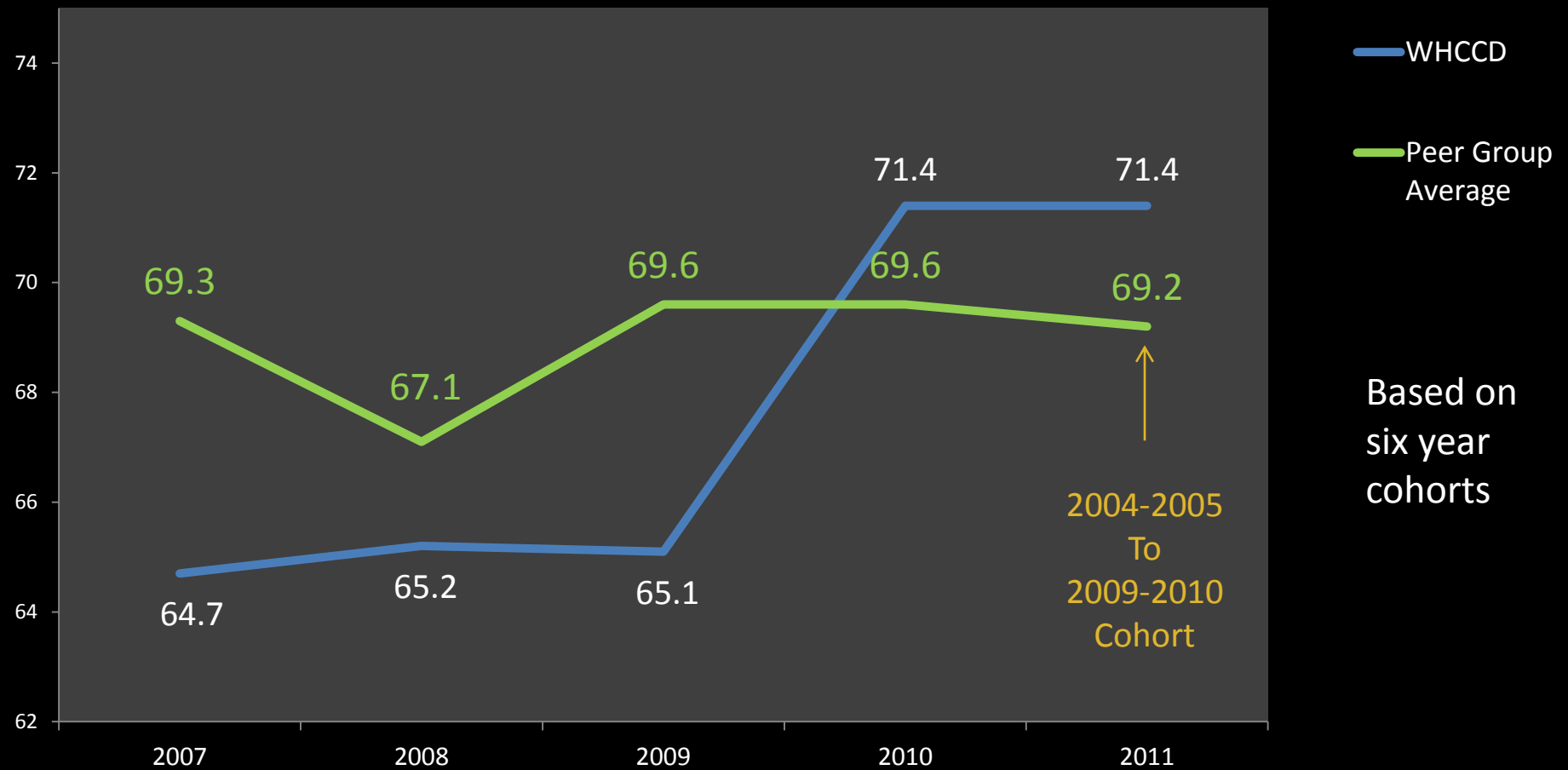
## Fall 2005-2010 Total Students Seeking Degrees, Certificates and/or Transfer with and without Educational Plans

Without Ed Plan    With Ed Plan



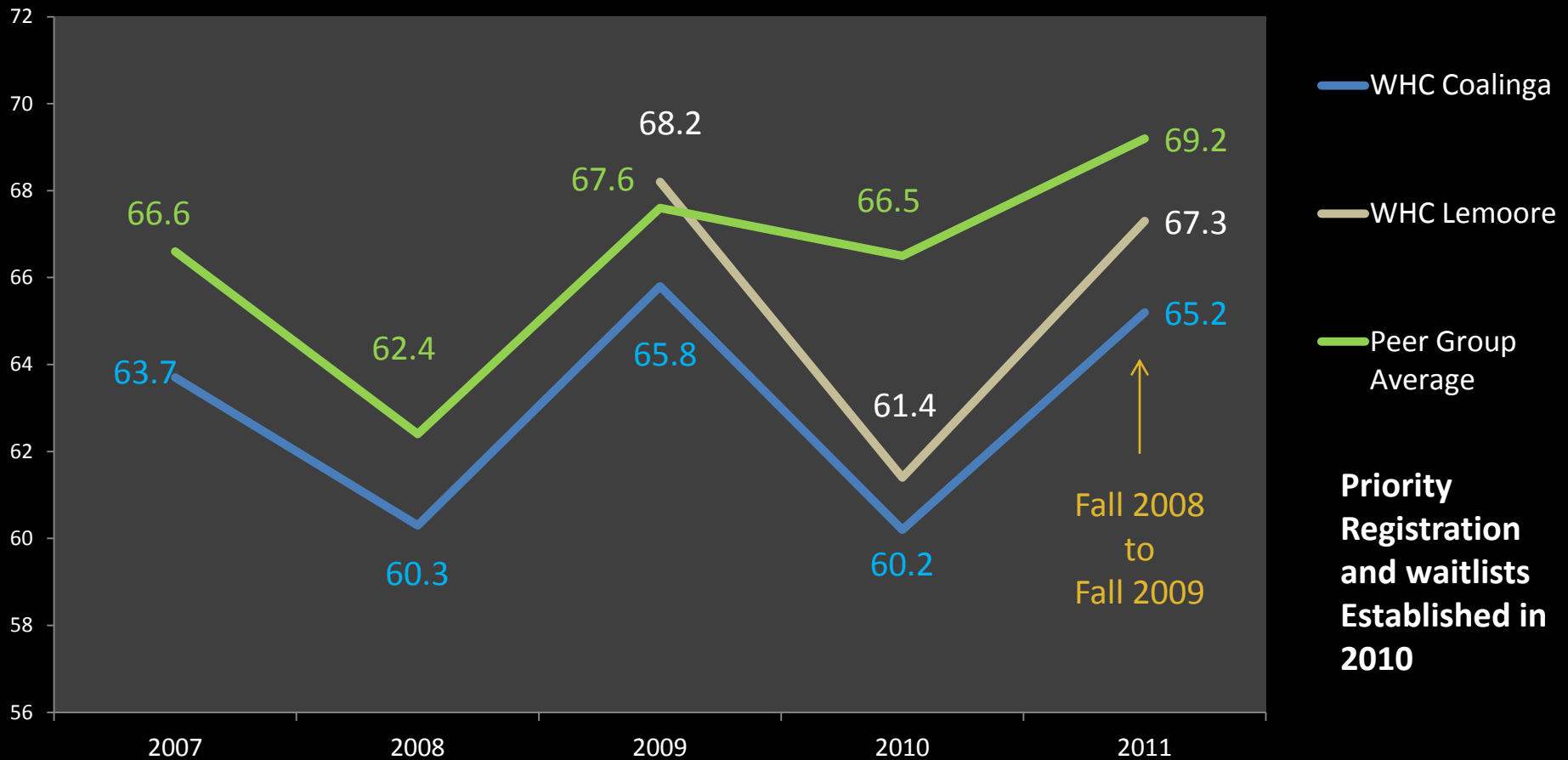
389 (65%) first-term high school graduates who registered have Ed Plans

# Percent of Students Who Earn at least 30 Units



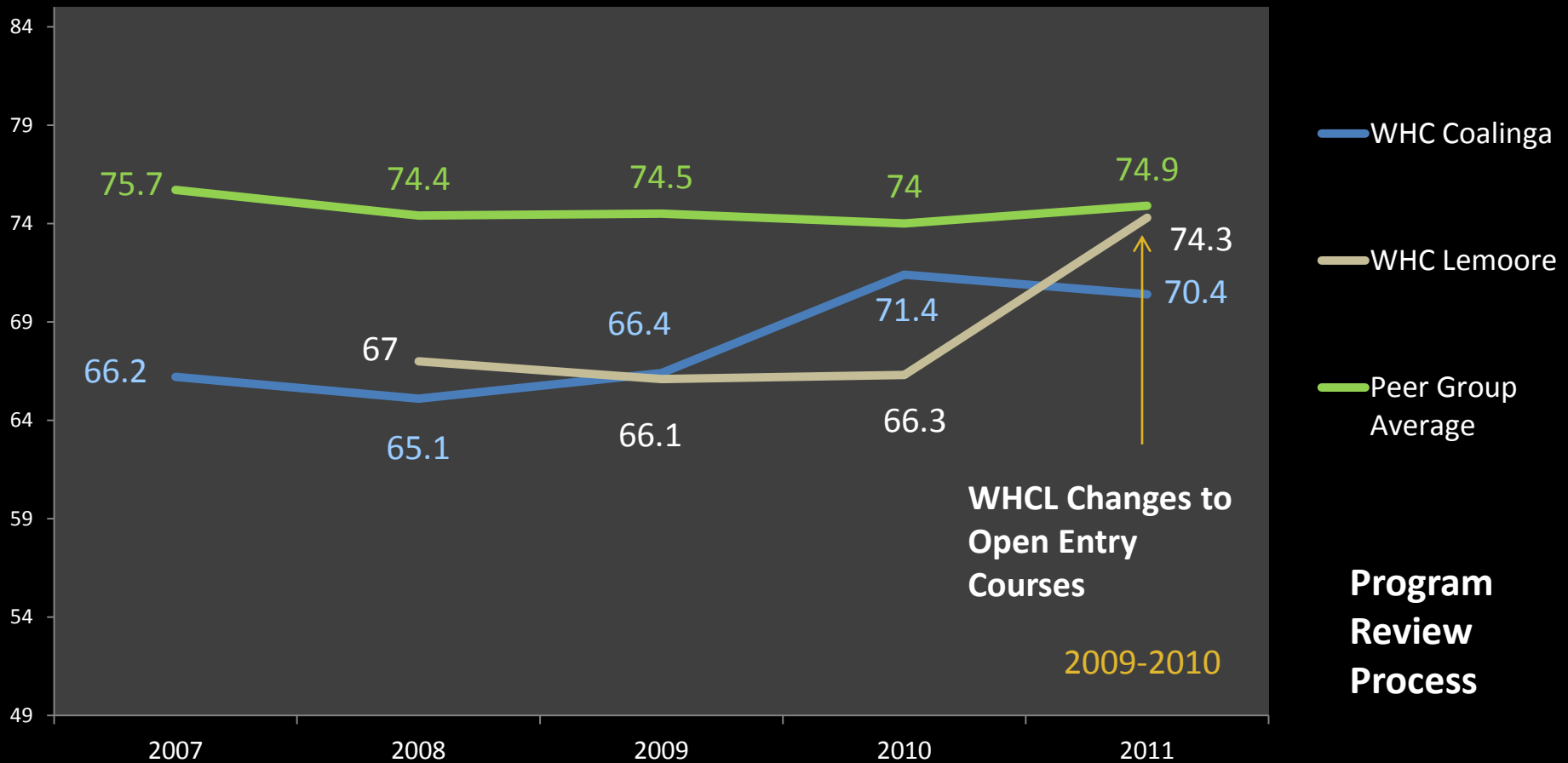
First-time students with minimum of 12 units earned **who attempted a degree/certificate/transfer course within six years** of entry who are shown to have **earned at least 30 units while in the CCC system** (value-added threshold of units earned as defined in wage studies as having a positive effect on future earnings).

# Fall to Fall Persistence Rate



**Fall-to-Fall Persistence** = Percent of first-time students with a minimum of six units earned in their first fall term at WHCCD who return and enroll in the subsequent fall term **anywhere in the CCC system**.

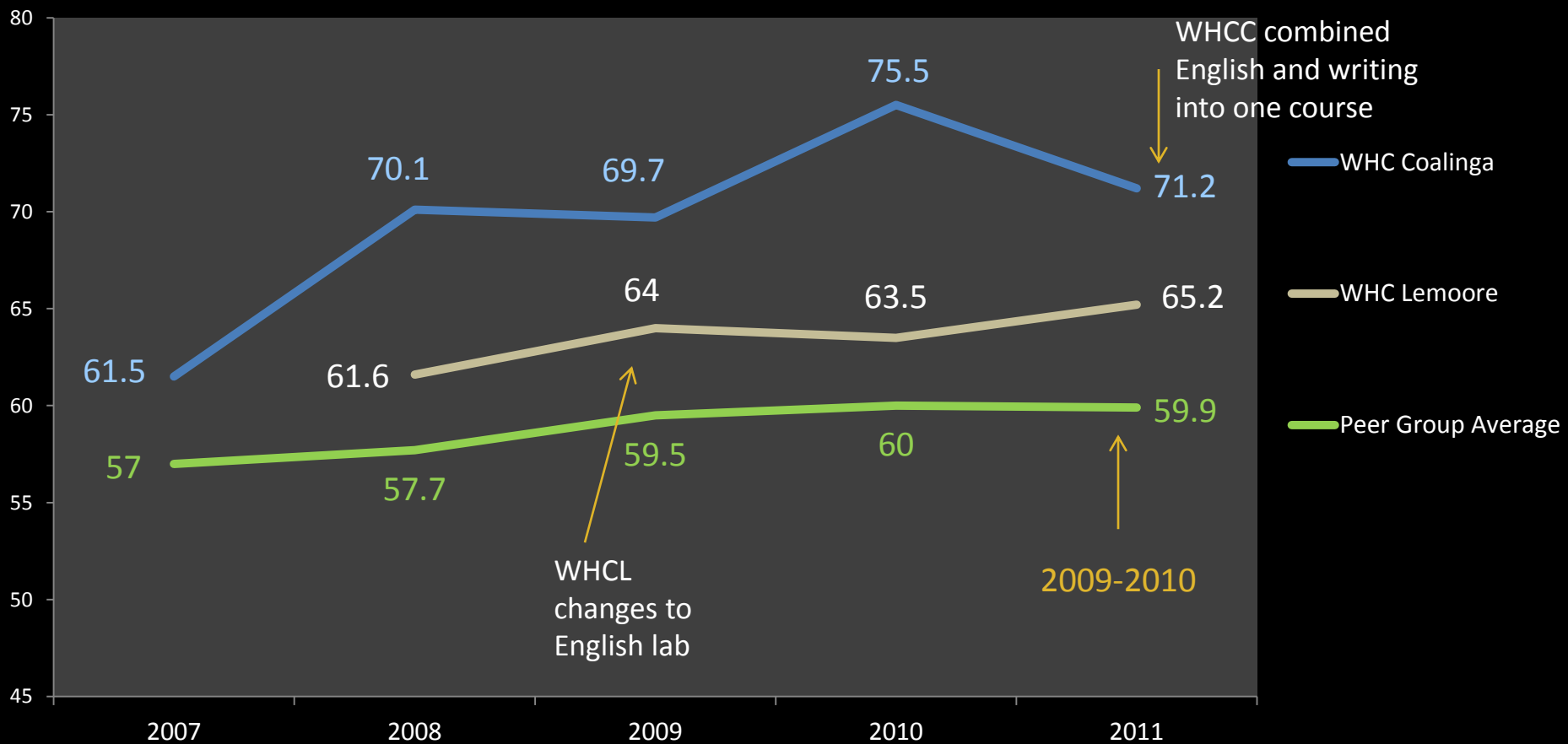
# Vocational Courses Success Rate



Based on courses that are coded as “clearly occupational”. Success was defined as having been retained to the end of the course with a final course grade of A, B, C, or CR.

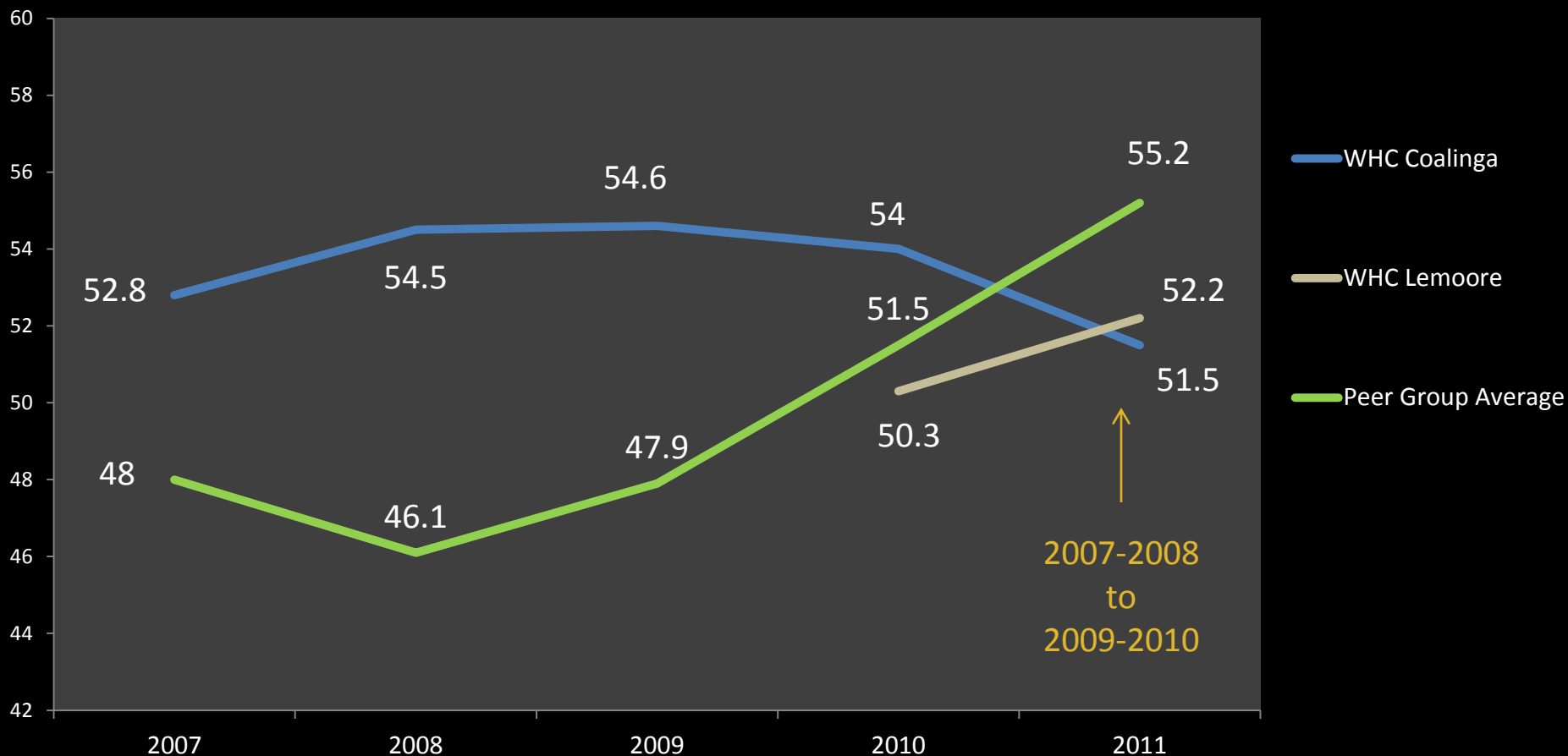


# Basic Skills Completion Rates



Based on English, math, and ESL credit basic skills courses. Success was defined as having been retained to the end of the course with a final course grade of A, B, C, or CR.

# Basic Skills Improvement Rate



Students who successfully completed their first basic skills course (English, math, or ESL) were **followed across three academic years** (including the year and term of the initial course). The outcome of interest is the **percent of students who successfully completed a higher-level course in the same discipline within three academic years of completing the first basic skills course.**